

TM 11-6625-203-24P-2

TECHNICAL MANUAL

**ORGANIZATIONAL, DIRECT SUPPORT, AND GENERAL SUPPORT
MAINTENANCE
REPAIR PARTS AND SPECIAL TOOLS LIST
(INCLUDING DEPOT MAINTENANCE REPAIR PARTS AND
SPECIAL TOOLS)**

FOR

**MULTIMETER AN/URM-105C
(NSN 6625-00-999-6282)**

THIS PUBLICATION IS A COURTESY QUICK COPY
FROM THE UNITED STATES ARMY PUBLICATIONS
DISTRIBUTION CENTER , ST. LOUIS, MISSOURI ,
TO MEET YOUR NEEDS WHILE WE REPLENISH OUR
REGULAR STOCK.

HEADQUARTERS, DEPARTMENT OF THE ARMY
1 MAY 1980

TECHNICAL MANUAL
No. 11-6625-203-24P-2

HEADQUARTERS
DEPARTMENT OF THE ARMY
WASHINGTON, DC, 1 May 1980

**ORGANIZATIONAL DIRECT SUPPORT, AND GENERAL SUPPORT MAINTENANCE
REPAIR PARTS AND SPECIAL TOOLS LISTS
(INCLUDING DEPOT MAINTENANCE REPAIR PARTS AND SPECIAL TOOLS)
FOR
MULTIMETER AN/URM-105C
(NSN 6625-00-999-6282)**

Current as of 7 November 79

REPORTING ERRORS AND RECOMMENDING IMPROVEMENTS

You can help improve this manual. If you find any mistakes or if you know of a way to improve the procedures, please let us know. Mail your letter, DA Form 2028 (Recommended Changes to Publications and Blank Forms), or DA Form 2028-2 located in back of this manual direct to: Commander, US Army Communications and Electronics Materiel Readiness Command ATTN: DRSEL-ME-MQ Fort Monmouth, New Jersey 07703.

In either case a reply will be furnished direct to you.

Table of Contents

	Page	Illus Figure
SECTION I. Introduction	1	
II. Repair Parts List	5	
Group 00 Multimeter AN/URM-105C	5	1
01 Multimeter ME-77C4U	7	2
0101 Control Panel Assembly	9	3
SECTION III. 010101 Circuit Board Wired Assembly	11	4
IV. 010102 Battery Board Assembly	13	5
Special Tools List (Not applicable)		
National Stock Number and part Number Index	14	

* This manual supersedes TM 11-6625-203-24P-2, 8 September 1976

SECTION I INTRODUCTION

1. Scope

This manual lists spares and repair parts; special tools; special test, measurement, and diagnostic equipment (TMDE), and other special support equipment required for performance of organizational, direct support, and general support maintenance of the AN/URM-105C. It authorizes the requisitioning and issue of spares and repair parts as indicated by the source and maintenance codes.

2. General

This Repair Parts and Special Tools Lists is divided into the following sections:

a. Section II. Repair Parts List. A list of spares and repair parts authorized for use in the performance of maintenance. The list also includes parts which must be removed for replacement of the authorized parts. Parts lists are composed of functional groups in numeric sequence, with the parts in each group listed in figure and item number sequence.

b. Section III. SpecialTools List. Not applicable.

c. Section IV. National Stock Numbr and Part Number Index. A list, in National item identification number (NIIN) sequence, of all National stock numbers (NSN) appearing in the listings, followed by a list, in alphameric sequence, of all part numbers appearing in the listings. National stock numbers and part numbers are cross-referenced to each illustration figure and item number appearance.

3. Explanation of Columns

a. Illustration. This column is divided as follows:

(1) *Figure number.* Indicates the figure number of the illustration on which the item is shown.

(2) *Item number.* The number used to identify item called out in the illustration.

b. Source, Maintenance, and Recoverability (SMR) Codes.

(1) *Source code.* Source codes indicate the manner of acquiring support items for maintenance, repair, or overhaul of end items. Source codes are entered in the first and second positions of the Uniform SMR Code format as follows:

<i>Code</i>	<i>Definition</i>
PA —	Item procured and stocked for anticipated or known usage.
XD —	A support item that is not stocked. When

required, item will be procured through normal supply channels.

NOTE

Cannibalization or salvage may be used as a source of supply for any items source coded above except those coded XA and aircraft support items as restricted by AR 700-42.

(2) *Maintenance code.* Maintenance codes are assigned to indicate the levels of maintenance authorized to USE and REPAIR support items. The maintenance codes are entered in the third and fourth positions of the Uniform SMR Code format as follows:

(a) The maintenance code entered in the third position will indicate the lowest maintenance level authorized to remove, replace, and use the support item. The maintenance code entered in the third position will indicate one of the following levels of maintenance:

<i>Code</i>	<i>Application/ Explanation</i>
O —	Support item is removed, replaced, used at the organizational level.
H —	Support item is removed, replaced, used at the general support level.

(b) The maintenance code entered in the fourth position indicates whether the item is to be repaired and identifies the lowest maintenance level with the capability to perform complete repair (i.e., all authorized maintenance functions). This position will contain one of the following maintenance codes:

<i>Code</i>	<i>Application/ Explanation</i>
H —	The lowest maintenance level capable of complete repair of the support item is the general support level.
Z —	Nonreparable. No repair is authorized.

(3) *Recoverability code.* Recoverability codes are assigned to support items to indicate the disposition action on unserviceable items. The recoverability code is entered in the fifth position of the Uniform SMR Code format as follows:

<i>Recoverability Codes</i>	<i>Definition</i>
Z —	Nonreparable item. When unserviceable, condemn and dispose at the level indicated in position 3.
H —	Reparable item. When uneconomically reparable, condemn and dispose at the general support level.

c. National Stock Number. Indicates the Na-

tional stock number assigned to the item and will be used for requisitioning purposes.

d. Part Number. Indicates the primary number used by the manufacturer (individual, company, firm, corporation, or Government activity), which controls the design and characteristics of the item by means of its engineering drawings, specifications, standards, and inspection requirements to identify an item or range of items.

NOTE

When a stock numbered item is requisitioned, the repair part received may have a different part number than the part being replaced.

e. Federal Supply Code for Manufacturer (FSCM). The FSCM is a 5-digit numeric code listed in SB 708-42 which is used to identify the manufacturer, distributor, or Government agency, etc.

f. Description. Indicates the Federal item name and, if required, a minimum description to identify the item.

g. Unit of Measure (U/M). Indicates the standard of the basic quantity of the listed item as used in performing the actual maintenance function. This measure is expressed by a two-character alphabetical abbreviation (e.g., ea, in, pr, etc). When the unit of measure differs from the unit of issue, the lowest unit of issue that will satisfy the required units of measure will be requisitioned.

h. Quantity Incorporated in Unit. Indicates the quantity of the item used in the breakout shown on the illustration figure, which is prepared for a functional group, subfunctional group, or an assembly,

4. Special Information

a. The following publication pertains to the

AN/URM-105C and its components:

TM 11-6625-203-12, Multimeters AN/URM-105 and AN/URM-1056, Including Multimeter ME-77/U and ME-77C/U

TM 11-6625-203-35, Multimeters AN/URM-105, and AN/URM-105C, Including Multimeters ME-77/U and ME-77C/U.

5. How to Locate Repair Parts

a. When National stock number or part number is unknown.

(1) *First.* Using the table of contents, determine the functional group within which the item belongs. This is necessary since illustrations are prepared for functional groups and listings are divided into the same groups.

(2) *Second.* Find the illustration covering the fictional group to which the item belongs.

(3) *Third.* Identify the item on the illustration and note the illustration figure and item number of the item.

(4) *Fourth.* Using the Repair Parts Listing, find the figure and item number noted on the illustration.

b. When National stock number or part number is known.

(1) *First.* Using the Index of National Stock Numbers and Part Numbers, find the pertinent National stock number or part number. This index is in NIIN sequence followed by a list of part numbers in alphameric sequence, cross-referenced to the illustration figure number and item number.

(2) *Second.* After finding the figure and item number, locate the figure and item number in the repair parts list.

6. Abbreviations

Not applicable.

(Next printed page is 4.)

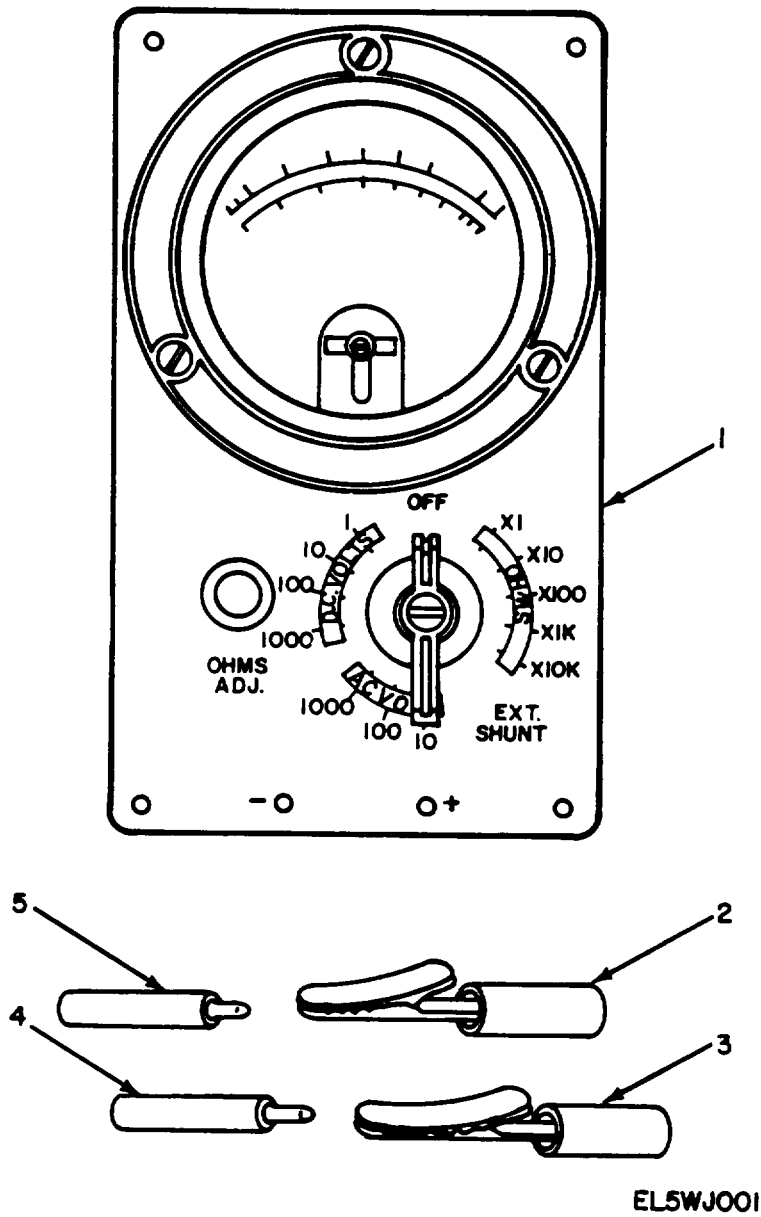


Figure 1. Multimeter AN/URM-105C

SECTION II

(1)	(2)	(3)	(4)	(5)	(6)	(7)	(8)	
ILLUSTRATION							QTY	
(A)	(B)	NATIONAL			DESCRIPTION		INC	
FIG	ITEM	SMR	STOCK	PART			IN	
NO.	NO.	CODE	NUMBER	NUMBER	FSCM	USABLE ON CODE	U/M	UNIT
GROUP 00 MULTIMETER AN/URM-105C								
1	1	XDOHH		ME-77C/U	80058	MULTIMETER	EA	1
1	2	PAOZZ	5999-00-702-5256	1410D1	91802	CLIP, ELECTRICAL	EA	1
1	3	PAOZZ	5999-00-702-5260	1410D2	91802	CLIP, ELECTRICAL	EA	1
1	4	XDOZZ		SMB157866GRP1	80063	CLIP, WIRE	EA	1
1	5	PAOZZ	5999-01-033-9731	SMB157866GRP2	80063	CLIP, WIRE	EA	1

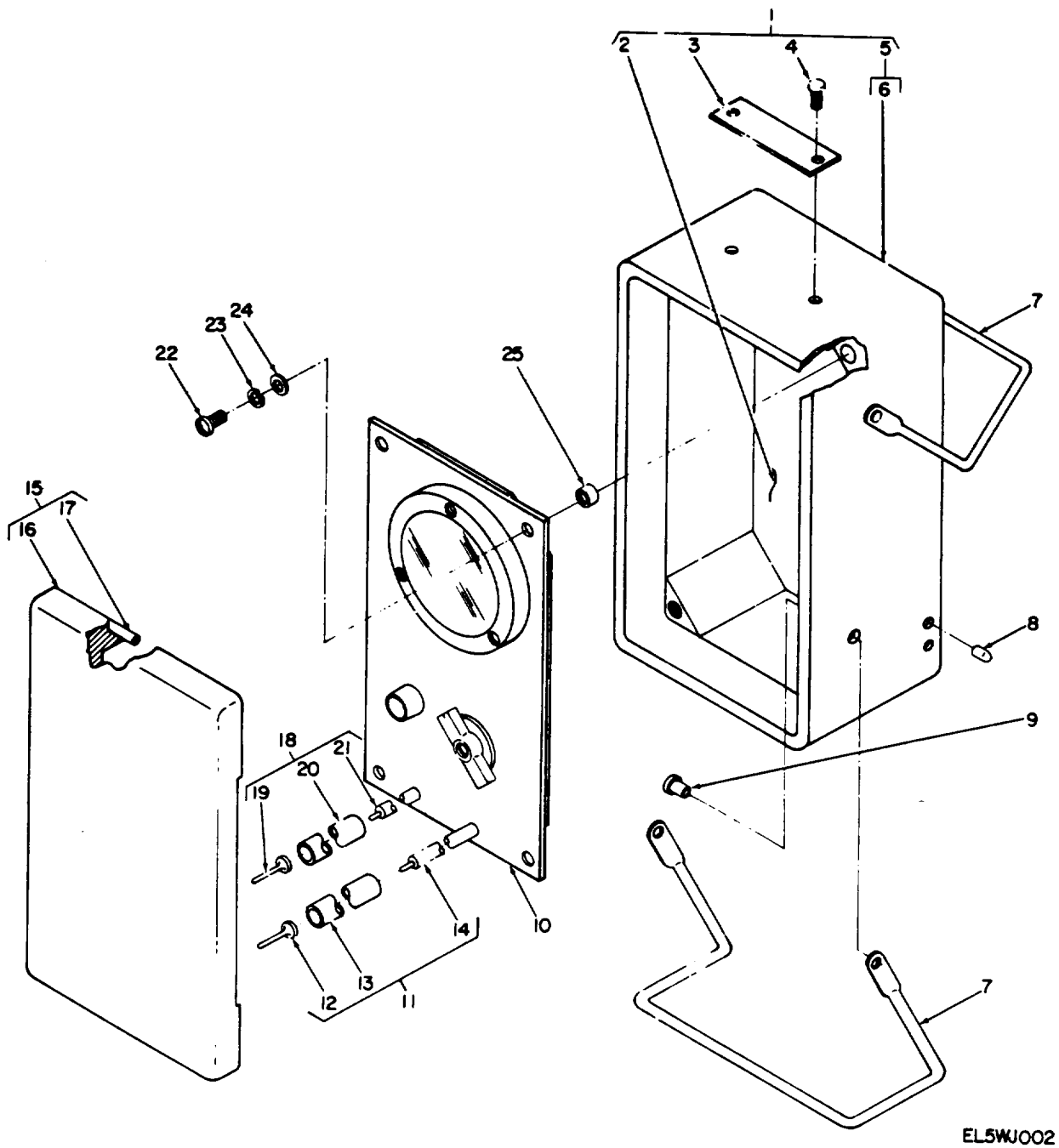


Figure 2. Multimeter ME-77C/U.

SECTION II

(1)	(2)	(3)	(4)	(5)	(6)	(7)	(8)
ILLUSTRATION							
(A)	(B)	NATIONAL	PART		DESCRIPTION		QTY
FIG	ITEM	STOCK	NUMBER	FSCM		USABLE ON CODE	INC
NO.	NO.	NUMBER	NUMBER				IN
							UNIT
GROUP 01 MELTIMETER ME-77C/U							
2	1	XDHHH	SMC157835	80063	CASE ASSEMBLY		EA 1
2	2	XDHZZ	SMD145731	80063	PLATE		EA 1
2	3	XDHZZ	SMB157832	80063	NAMEPLATE,CASE		EA 1
2	4	XDHZZ	SMD145726-1	80063	DRIVE,STUD		EA 2
2	5	XDHHH	SMC145727	80063	CASE,METER		EA 1
2	6	XDHZZ	SMD145727-1	80063	CASE		EA 1
2	7	XDHZZ	SMC145732	80063	SPRING,HELICAL		EA 2
2	8	XDHZZ	SMB145729	80063	PIN,DETENT		EA 4
2	9	XDHZZ	SMB145733	80063	INSERT		EA 4
2	10	XDHHH	SMD165956	80063	PANLE,CONTROL		EA 1
2	11	XDHHH	SMB145786GRP1	80063	LEAD,TEST,RED		EA 1
2	12	XDHZZ	SCC82761RED	80063	PRUD,TEST,RED		EA 1
2	13	PAHZZ	5970-00-892-3583	SCB82764-1	80063	INSULATOR,BUSHING	EA 1
2	14	XDHZZ		WS17U	81349	CABLE,POWER	EA 1
2	15	XDHHH		SMC157829	80063	COVER ASSEMBLY	EA 1
2	16	PAHZZ	6625-00-887-9925	SMD157872	80063	COVER,METER	EA 1
2	17	PAHZZ	5330-00-887-9928	SMB145725	80063	HGASKET	EA 1
2	18	XDHHH		SMB145786GRP2	80063	LEAD,TEST,BLK	EA 1
2	19	XDHZZ		SCC82761BLK	80063	PROD,TEST,BLK	EA 1
2	20	PAHZZ	5970-00-892-3584	SCB82764-3	80063	INSULATOR,BUSHING	EA 1
2	21	XDHZZ		WS16U	81349	CABLE,POWER	EA 1
2	22	XDHZZ		MS35226-28	96906	SCREW,MACHINE	EA 4
2	23	PAHZZ	5310-00-579-0079	MS35333-37	96906	WASHER,LOCK	EA 4
2	24	PAHZZ	5310-00-045-5206	MS15795-907	96906	WASHER,FLAT	EA 4
2	25	XDHZZ		SMB157831	80063	INSERT	EA 4

THIS FIGURE CURRENTLY NOT AVAILABLE FOR DIGITIZATION

FIGURE #3

SECTION II

(1)	(2)	(3)	(4)	(5)	(6)	(7)	(8)
ILLUSTRATION							
(A)	(B)	NATIONAL			DESCRIPTION		QTY
FIG	ITEM	STOCK	PART				INC
NO.	NO.	SMR	NUMBER	FSCM		USABLE ON CODE	IN
		CODE	NUMBER				UNIT
					GROUP 0101 CONTROL PANEL ASSEMBLY		
3	1	XDHXX		SMB145748	80063 CONTROL, PANEL ASSY		EA 1
3	2	PAHZZ	6625-00-656-2342	SMD145749	80063 PANEL, MOUNTING		EA 1
3	3	XDHZZ		SMB145752	80063 WASHER, FLAT		EA 1
3	4	XDHZZ		SMB145769-5	80063 SPACER, SLEEVE		EA 3
3	5	XDHZZ		SMB145769-1	80063 SPACER, SLEEVE		EA 2
3	6	XDHZZ		SMB145709-2	80063 STUD		EA 4
3	7	PAHHH	6625-01-033-5528	SMD157880	80063 CIRCUIT CARD ASSEMB		EA 1
3	8	PAHZZ	5310-00-045-5205	MS15795-906	96906 WASHER, FLAT		EA 2
3	9	PAHZZ	5310-00-579-0079	MS35333-37	96906 WASHER, LOCK		EA 6
3	10	XDHZZ		MS35221-29	96906 SCREW, MACHINE		EA 2
3	11	XDHZZ		SMB145769-4	80063 SPACER, SLEEVE		EA 2
3	12	PAHHH	6135-00-493-9277	SMC165955	80063 BATTERY BOARD ASSEM		EA 1
3	13	XDHZZ		SMB145768	80063 NUT, PLAIN, HEXAGON		EA 4
3	14	XDHZZ		SMB145769-3	80063 SPACER, SLEEVE		EA 2
3	15	XDHZZ		SMB145769-2	80063 SPACER, SLEEVE		EA 1
3	16	PAHZZ	5999-00-660-4241	SMD145771	80063 CONTACT ASSEMBLY, EL		EA 1
3	17	XDHZZ		SMB145770	80063 SPACER, SLEEVE		EA 3
3	18	PAOZZ	5355-00-880-5387	SMC157841	80063 KNOB		EA 1
3	19	XDOZZ		SMB145784	80063 SCREW, NYLON		EA 1
3	20	PAOZZ	5355-00-066-8537	MS91528-0NIG	96906 KNOB		EA 1
3	21	PAHZZ	6625-01-033-5486	SMD157883	80063 MULTIMETER, REPLACEM		EA 1

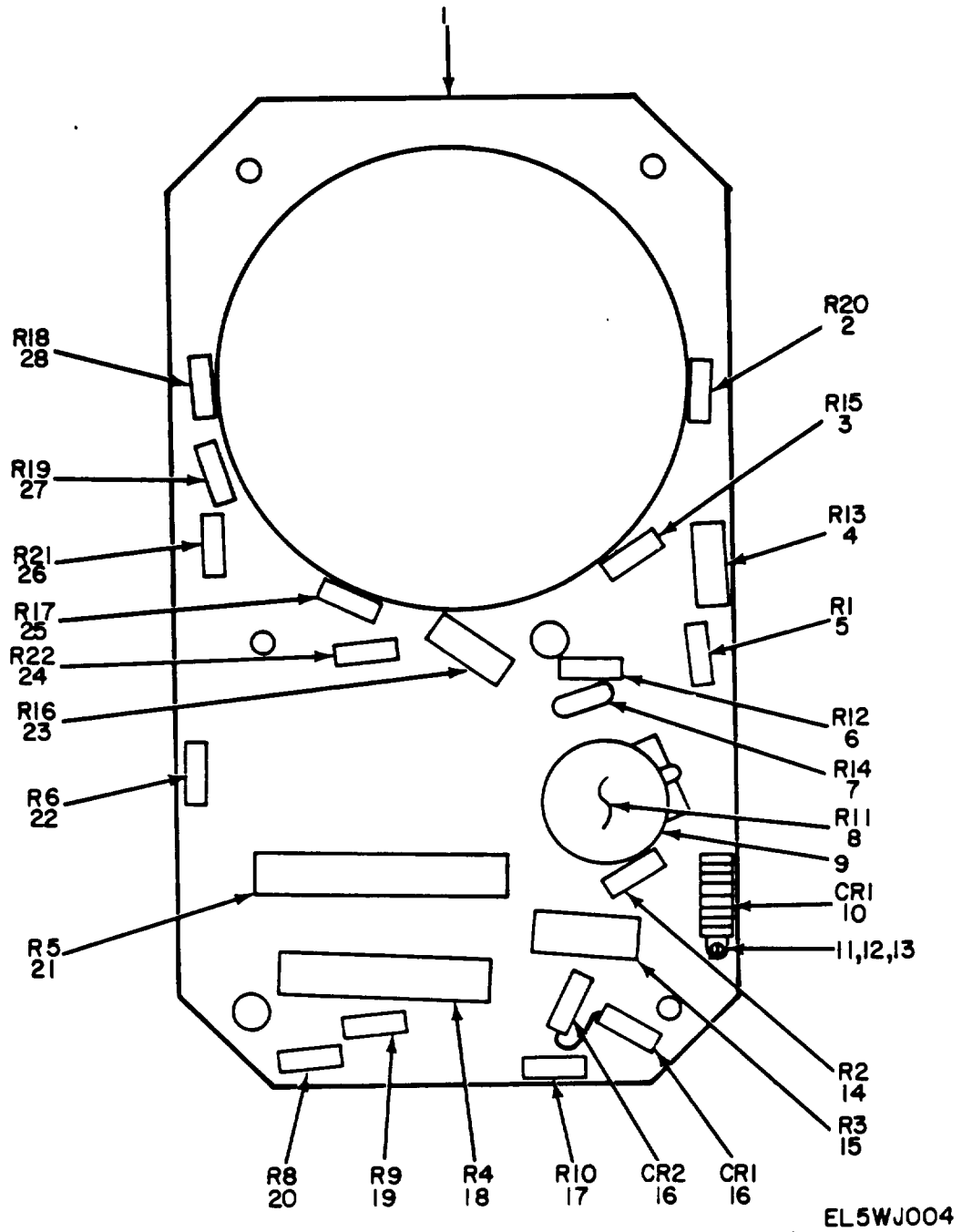
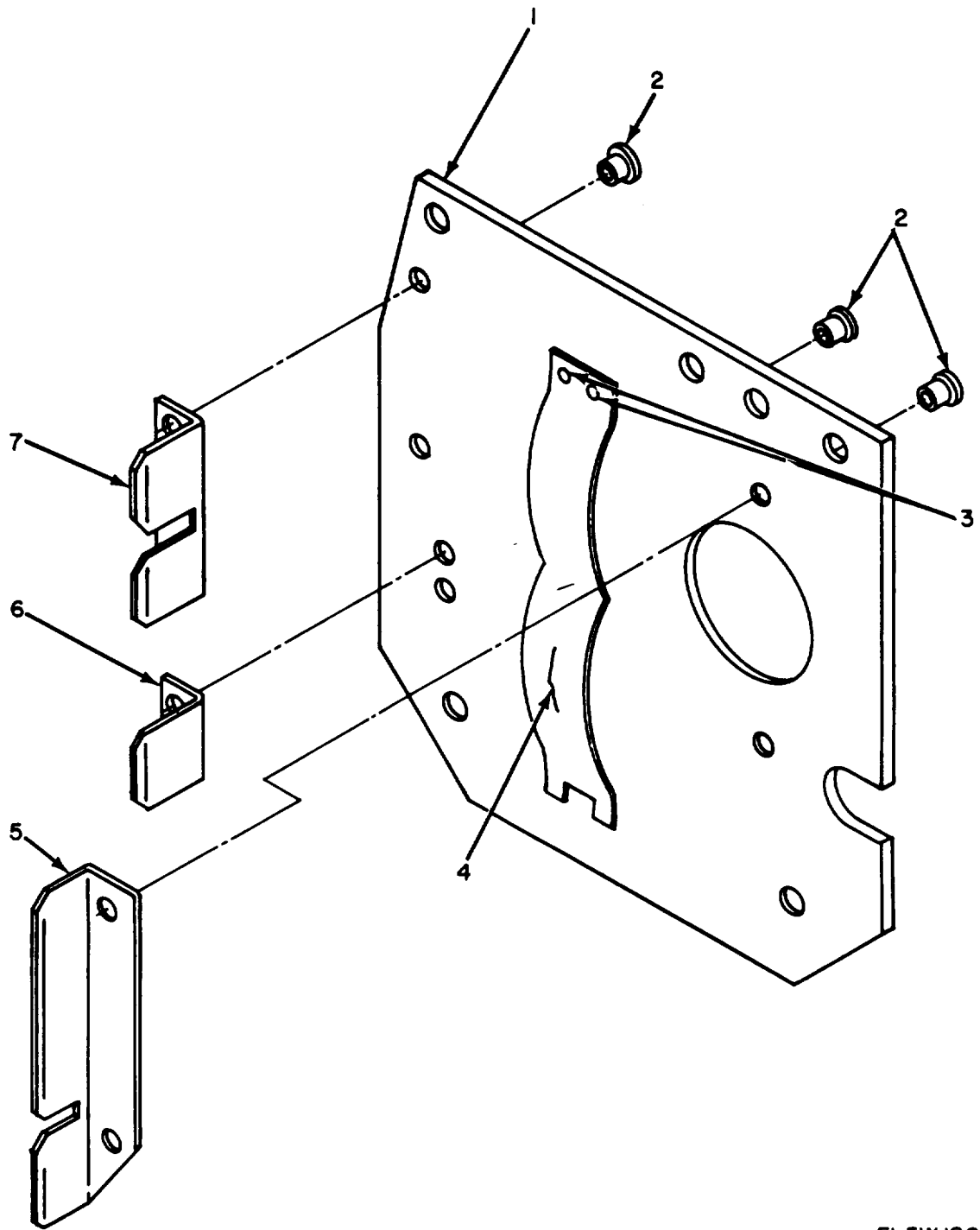


Figure 4. Circuit Board Wired Assembly.

SECTION II

(1)	(2)	(3)	(4)	(5)	(6)	(7)	(8)
ILLUSTRATION							
(A)	(B)	NATIONAL			DESCRIPTION		QTY
FIG	ITEM	STOCK	PART	FSCM		USABLE ON CODE	INC
NO.	NO.	NUMBER	NUMBER				IN
							UNIT
					GROUP 010101 CIRCUIT BOARD WIRED ASSEMBLY		
4	1	XDHZZ	SMC145754	80063	PC, BOARD		EA 1
4	2	XDHZZ	SMC145760-12	80063	RESISTOR, FIXED, FILM		EA 1
4	3	PAHZZ 5905-00-057-8410	SMC145760-8	80063	RESISTOR, FIXED, FILM		EA 1
4	4	PAHZZ 5905-00-057-8409	SMC145760-15	80063	RESISTOR, FIXED, FILM		EA 1
4	5	XDHZZ	SMC145760-1	80063	RESISTOR, FIXED, FILM		EA 1
4	6	XDHZZ	SMC145760-7	80063	RESISTOR, FIXED, FILM		EA 1
4	7	PAHZZ 5905-00-813-2536	SMB145761	80063	RESISTOR, FIXED, WIRE		EA 1
4	8	PAHZZ 5905-00-660-6246	SMB145757	80063	RESISTOR, VARAIBLE, N		EA 1
4	9	XDHZZ	SMB145758-2	80063	WASHER, NONMETALLIC		EA 1
4	10	XDHZZ	SMB157881	80063	RECTIFIER		EA 1
4	11	XDHZZ	SMD157880-2	80063	WASHER, LOCK		EA 2
4	12	XDHZZ	MS35229-3	96906	SCREW, MAHCINE		EA 2
4	13	XDHZZ 5310-00-616-6947	MS35649-25	96906	NUT, PLAIN, HEXAGON		EA 2
4	14	XDHZZ	SMC145760-2	80063	RESISTOR, FIXED, FILM		EA 1
4	15	XDHZZ	SMC145760-17	80063	RESISTOR, FIXED, FILM		EA 1
4	16	XDHZZ	1N277	81349	SEMICONDUCTOR, DIODE		EA 2
4	17	PAHZZ 5905-00-057-8408	SMC145760-6	80063	RESISTOR, FIXED, FILM		EA 1
4	18	PAHZZ 5905-00-813-5382	SMC145760-19	80063	RESISTOR, FIXED, FILM		EA 1
4	19	XDHZZ	SMC145760-5	80063	RESISTOR, FIXED, FILM		EA 1
4	20	PAHZZ 5905-00-057-8362	SMC145760-4	80063	RESISTOR, FIXED, FILM		EA 1
4	21	XDHZZ	SMC145760-18	80063	RESISTOR, FIXED, FILM		EA 1
4	22	XDHZZ	SMC145760-3	80063	RESISTOR, FIXED, FILM		EA 1
4	23	PAHZZ 5905-00-057-8363	SMC145760-16	80063	RESISTOR, FIXED, FILM		EA 1
4	24	PAHZZ 5905-00-057-8412	SMC145760-14	80063	RESISTOR, FIXED, FILM		EA 1
4	25	XDHZZ	SMC145760-9	80063	RESISTOR, FIXED, FILM		EA 1
4	26	XDHZZ	SMC145760-13	80063	RESISTOR, FIXED, FILM		EA 1
4	27	XDHZZ	SMC145760-11	80063	RESISTOR, FIXED, FILM		EA 1
4	28	XDHZZ	SMC145760-10	80063	RESISTOR, FIXED, FILM		EA 1



EL5WJ005

Figure 5. Battery Board Assembly.

SECTION II

(1)	(2)	(3)	(4)	(5)	(6)	(7)	(8)
ILLUSTRATION							QTY
(A) FIG NO.	(B) ITEM NO.	SMR CODE	NATIONAL STOCK NUMBER	PART NUMBER	FSCM	DESCRIPTION	INC IN UNIT
						USABLE ON CODE	U/M
GROUP 010102 BATTERY BOARD ASSEMBLY							
5	1	XDHZZ		SMC165945	80063	BATTERY, BOARD	EA 1
5	2	XDHZZ	5325-00-282-6634	SE34	61957	EYELET	EA 6
5	3	XDHZZ		MS9460-002	81349	RIVIT	EA 2
5	4	XDHZZ		SMB165947	80063	BRACKET	EA 1
5	5	XDHZZ		SMB165954	80063	CLIP, BATTERY	EA 1
5	6	XDHZZ		SMB165950	80063	CLIP BATTERY	EA 1
5	7	PAHZZ	5999-01-070-7453	SMB165952	80063	CLIP, BATTERY	EA 1

SECTION IV

NATIONAL STOCK NUMBER AND PART NUMBER INDEX

NOTE: LATEST NATIONAL STOCK NUMBER AND PART NUMBER ASSIGNMENTS ARE INCLUDED AT END OF INDEX.

STOCK NUMBER	FIGURE NO.	ITEM NO.	STOCK NUMBER	FIGURE NO.	ITEM NO.
5310-00-045-5205	3	8	5999-00-660-4241	3	16
5310-00-045-5206	2	24	5905-00-660-6246	4	8
5905-00-057-8362	4	20	5905-00-813-2536	4	7
5905-00-057-8363	4	23	5905-00-813-5382	4	18
5905-00-057-8408	4	17	5355-00-880-5387	3	18
5905-00-057-8409	4	4	6625-00-887-9925	2	16
5905-00-057-8410	4	3	5330-00-887-9928	2	17
5905-00-057-8412	4	24	5970-00-892-3583	2	13
			5970-00-892-3584	2	20
6135-00-493-9277	3	12	6625-01-033-5486	3	21
5310-00-579-0079	2	23	6625-01-033-5528	3	7
5310-00-579-0079	3	9	5999-01-033-9731	1	5
5310-00-616-6947	4	13	5999-01-070-7453	5	7
6625-00-656-2342	3	2			

PART NUMBER	FSCM	FIG NO	ITEM NO	PART NUMBER	FSCM	FIG NO	ITEM NO
ME-77C/U	80058	1	1	SMB165954	80063	5	5
MS15795-906	96906	3	8	SMC145727	80063	2	5
MS15795-907	96906	2	24	SMC145732	80063	2	7
				SMC145754	80063	4	1
MS35221-29	96906	3	10	SMC145760-1	80063	4	5
MS35226-28	96906	2	22	SMC145760-10	80063	4	28
MS35229-3	96906	4	12	SMC145760-11	80063	4	27
MS35333-37	96906	2	23	SMC145760-12	80063	4	2
MS35333-37	96906	3	9	SMC145760-13	80063	4	26
MS35649-25	96906	4	13	SMC145760-14	80063	4	24
MS91528-0N1G	96906	3	20	SMC145760-15	80063	4	4
MS9460-002	81349	5	3	SMC145760-16	80063	4	23
SCB82764-1	80063	2	13	SMC145760-17	80063	4	15
SCB82764-3	80063	2	20	SMC145760-18	80063	4	21
SCC82761BLK	80063	2	19	SMC145760-19	80063	4	18
SCC82761RED	80063	2	12	SMC145760-2	80063	4	14
SE34	61957	5	2	SMC145760-3	80063	4	22
SMB145709-2	80063	3	6	SMC145760-4	80063	4	20
SMB145725	80063	2	17	SMC145760-5	80063	4	19
SMB145729	80063	2	8	SMC145760-6	80063	4	17
SMB145733	80063	2	9	SMC145760-7	80063	4	6
SMB145748	80063	3	1	SMC145760-8	80063	4	3
SMB145752	80063	3	3	SMC145760-9	80063	4	25
SMB145757	80063	4	8				
SMB145758-2	80063	4	9				
SMB145761	80063	4	7	SMC157829	80063	2	15
SMB145768	80063	3	13	SMC157835	80063	2	1
SMB145769-1	80063	3	5	SMC157841	80063	3	18
SMB145769-3	80063	3	14	SMC165945	80063	5	1
SMB145769-4	80063	3	11	SMC165955	80063	3	12
SMB145769-5	80063	3	4	SMD145726-1	80063	2	4
SMB145770	80063	3	17	SMD145727-1	80063	2	6
SMB145784	80063	3	19	SMD145731	80063	2	2
SMB145786GRP1	80063	2	11	SMD145749	80063	3	2
SMB145786GRP2	80063	2	18	SMD145771	80063	3	16
SMB157831	80063	2	25	SMD157872	80063	2	16
SMB157832	80063	2	3	SMD157880	80063	3	7
SMB157866GRP1	80063	1	4	SMD157880-2	80063	4	11
SMB157866GRP2	80063	1	5	SMD157883	80063	3	21
SMB157881	80063	4	10	SMD165956	80063	2	10
SMB165947	80063	5	4	WS16U	81349	2	21
SMB165950	80063	5	6	WS17U	81349	2	14
SMB165952	80063	5	7	LN277	81349	4	16

LATEST NATIONAL STOCK NUMBER ASSIGNMENTS

STOCK NUMBER	FIGURE NO.	ITEM NO.	STOCK NUMBER	FIGURE NO.	ITEM NO.
5355-00-066-8537	3	20	5999-00-702-5256	1	2
5325-00-282-6634	5	2	5999-00-702-5260	1	3

LATEST PART NUMBER ASSIGNMENTS

PART NUMBER	FSCM	FIG. NO.	ITEM NO.
SMB145769-2	80063	3	15
1410D1	91802	1	2
1410D2	91802	1	3

RECOMMENDED CHANGES TO EQUIPMENT TECHNICAL MANUALS



SOMETHING WRONG WITH THIS MANUAL?

THEN... JOT DOWN THE DOPE ABOUT IT ON THIS FORM, TEAR IT OUT, FOLD IT AND DROP IT IN THE MAIL!

FROM: (YOUR UNIT'S COMPLETE ADDRESS)

Commander
Stateside Army Depot
ATTN: AMSTA-US
Stateside, N.J. 07703

DATE 10 July 1975

PUBLICATION NUMBER

TM 11-5840-340-20P

DATE

23 Jan 78

TITLE

Radar Set AN/PRC-76

BE EXACT... PIN-POINT WHERE IT IS

PAGE NO.	PARA-GRAPH	FIGURE NO.	TABLE NO.
33			
44		19	
45			

IN THIS SPACE TELL WHAT IS WRONG AND WHAT SHOULD BE DONE ABOUT IT:

For item 2, change the NSN to read: 5835-00-134-9186.
Reason: Accuracy.

Identify the cover on the junction box (item no. 5).
Reason: It is a separate item and is not called out on figure 19.

Add the cover of the junction box as an item in the listing for figure 19.
Reason: Same as above.

TEAR ALONG DOTTED LINE

AMSL

TYPED NAME, GRADE OR TITLE, AND TELEPHONE NUMBER

SSG I. M. DeSpirito 999-1776

SIGN HERE:

SSG I. M. DeSpirito

DA FORM 2028-2
1 AUG 74

P.S.--IF YOUR OUTFIT WANTS TO KNOW ABOUT YOUR MANUAL "FIND," MAKE A CARBON COPY OF THIS AND GIVE IT TO YOUR HEADQUARTERS.

RECOMMENDED CHANGES TO EQUIPMENT TECHNICAL MANUALS



THEN... JOT DOWN THE DOPE ABOUT IT ON THIS FORM, TEAR IT OUT, FOLD IT AND DROP IT IN THE MAIL!

SOMETHING WRONG WITH THIS MANUAL?

FROM: (YOUR UNIT'S COMPLETE ADDRESS)

DATE

PUBLICATION NUMBER

TM 11-6625-203-24P-2

DATE

1 May 1980

TITLE

MULTIMETER AN/URM-105C

BE EXACT... PIN-POINT WHERE IT IS

IN THIS SPACE TELL WHAT IS WRONG AND WHAT SHOULD BE DONE ABOUT IT:

PAGE NO.	PARA-GRAPH	FIGURE NO.	TABLE NO.

TEAR ALONG DOTTED LINE

TYPED NAME, GRADE OR TITLE, AND TELEPHONE NUMBER

SIGN HERE:

DA FORM 2028-2
1 AUG 74

P.S.--IF YOUR OUTFIT WANTS TO KNOW ABOUT YOUR MANUAL "FIND," MAKE A CARBON COPY OF THIS AND GIVE IT TO YOUR HEADQUARTERS.

FILL IN YOUR
UNIT'S ADDRESS

FOLD BACK

DEPARTMENT OF THE ARMY

OFFICIAL BUSINESS
PENALTY FOR PRIVATE USE, \$300

POSTAGE AND FEES PAID
DEPARTMENT OF THE ARMY
DDO-314



Commander
US Army Communications and
Electronics Materiel Readiness Command
ATTN: DRSEL-ME-MQ
Fort Monmouth, New Jersey 07703

TEAR ALONG DOTTED LINE

FOLD BACK

RECOMMENDED CHANGES TO EQUIPMENT TECHNICAL MANUALS



SOMETHING WRONG WITH THIS MANUAL?

THEN... JOT DOWN THE DOPE ABOUT IT ON THIS FORM, TEAR IT OUT, FOLD IT AND DROP IT IN THE MAIL!

FROM: (YOUR UNIT'S COMPLETE ADDRESS)

DATE

PUBLICATION NUMBER

TM 11-6625-203-24P-2

DATE

1 May 1980

TITLE

MULTIMETER AN/URM-105C

BE EXACT... PIN-POINT WHERE IT IS

IN THIS SPACE TELL WHAT IS WRONG AND WHAT SHOULD BE DONE ABOUT IT:

PAGE NO.	PARA-GRAPH	FIGURE NO.	TABLE NO.
----------	------------	------------	-----------

TEAR ALONG DOTTED LINE

TYPED NAME, GRADE OR TITLE, AND TELEPHONE NUMBER

SIGN HERE:

DA FORM 2028-2
1 AUG 74

P.S.--IF YOUR OUTFIT WANTS TO KNOW ABOUT YOUR MANUAL "FIND," MAKE A CARBON COPY OF THIS AND GIVE IT TO YOUR HEADQUARTERS.

FILL IN YOUR
UNIT'S ADDRESS

FOLD BACK

DEPARTMENT OF THE ARMY

OFFICIAL BUSINESS
PENALTY FOR PRIVATE USE, \$300

POSTAGE AND FEES PAID
DEPARTMENT OF THE ARMY
DDO-314



Commander
US Army Communications and
Electronics Materiel Readiness Command
ATTN: DRSEL-ME-MQ
Fort Monmouth, New Jersey 07703

TEAR ALONG DOTTED LINE

FOLD BACK

RECOMMENDED CHANGES TO EQUIPMENT TECHNICAL MANUALS

SOMETHING WRONG WITH THIS MANUAL?



THEN... JOT DOWN THE DOPE ABOUT IT ON THIS FORM, TEAR IT OUT, FOLD IT AND DROP IT IN THE MAIL!

FROM: (YOUR UNIT'S COMPLETE ADDRESS)

DATE

PUBLICATION NUMBER

TM 11-6625-203-24P-2

DATE

1 May 1980

TITLE

MULTIMETER AN/URM-105C

BE EXACT... PIN-POINT WHERE IT IS

IN THIS SPACE TELL WHAT IS WRONG AND WHAT SHOULD BE DONE ABOUT IT:

PAGE NO.

PARA-GRAPH

FIGURE NO.

TABLE NO.

TEAR ALONG DOTTED LINE

TYPED NAME, GRADE OR TITLE, AND TELEPHONE NUMBER

SIGN HERE:

DA FORM 2028-2
1 AUG 74

P.S.--IF YOUR OUTFIT WANTS TO KNOW ABOUT YOUR MANUAL "FIND," MAKE A CARBON COPY OF THIS AND GIVE IT TO YOUR HEADQUARTERS.

FILL IN YOUR
UNIT'S ADDRESS

FOLD BACK

DEPARTMENT OF THE ARMY

OFFICIAL BUSINESS
PENALTY FOR PRIVATE USE, \$300

POSTAGE AND FEES PAID
DEPARTMENT OF THE ARMY
DOD-814



Commander
US Army Communications and
Electronics Materiel Readiness Command
ATTN: DRSEL-ME-MQ
Fort Monmouth, New Jersey 07703

TEAR ALONG DOTTED LINE

FOLD BACK

By Order of the Secretary of the Army:

E. C. MEYER
General, United States Army
Chief of Staff

Official:

J. C. PENNINGTON
Major General, United States Army
The Adjutant General

DISTRIBUTION:

Active Army:

HISA (Ft Monmouth) (21)
USAINSCOM (2)
COE (1)
TSG (1)
USAARENBD (1)
DARCOM (1)
TRADOC (2)
OS Maj Comd (4)
TECOM (2)
USACC (4)
MDW (1)
Armies (2)
Corps (2)
Svc Colleges (1)
USASIGS (5)
USAADS (2)
USAFAS (2)
USAARMS (2)
USAIS (2)
USAES (2)

USAICS (3)
MAAG (1)
USARMIS (1)
USAERDAA (1)
USAERDAW (1)
Fort Gordon (10)
Fort Carson (5)
Army Dep (1) except
LBAD (14)
SAAD (30)
TOAD (14)
SHAD (3)
Fort Gillem (10)
USA Dep (1)
Sig Sec USA Dep (1)
Fort Richardson (CERCOM Ofc) (2)
Units org under fol TOE:
(2 copies each unit)
29-207
29-610

NG: State AG (3): Units — Same as Active Army except allowance is one copy per unit.
USAR: None

This fine document...

Was brought to you by me:



[Liberated Manuals -- free army and government manuals](#)

Why do I do it? I am tired of sleazy CD-ROM sellers, who take publicly available information, slap “watermarks” and other junk on it, and sell it. Those masters of search engine manipulation make sure that their sites that sell free information, come up first in search engines. They did not create it... They did not even scan it... Why should they get your money? Why are not letting you give those free manuals to your friends?

I am setting this document FREE. This document was made by the US Government and is NOT protected by Copyright. Feel free to share, republish, sell and so on.

I am not asking you for donations, fees or handouts. If you can, please provide a link to liberatedmanuals.com, so that free manuals come up first in search engines:

<A HREF=<http://www.liberatedmanuals.com/>>Free Military and Government Manuals

- Sincerely
Igor Chudov
<http://igor.chudov.com/>
- [Chicago Machinery Movers](#)